




MASTERFLEX[®]

B/T[®] AIR POWERED, FIXED SPEED AND PUMP HEAD ADAPTER SYSTEMS

IDEAL WHEN YOUR APPLICATION REQUIRES HIGH FLOW RATES UP TO 42 LPM (11.1 GPM)



B/T FIXED-SPEED PUMP

Economical and Easy to Operate

- Simple one-hand opening/closing
- Reinforced base and motor mount with return bend for easy installation
- Fixed-speed units are ideal for economical transfer and fixed flow applications
- Reversible motor: purge before or after pumping, pump fluid in either direction
- IP55-rated motor—wash off dirt or debris without harming pump

B/T RAPID-LOAD PUMP HEADS

Economical and Easy to Operate

- Simple one-hand opening/closing
- Reinforced base and motor mount with return bend for easy installation
- Compatible with standard 56C frame or IEC 72/ISO 71 motors with B5 motor flange
- Pump Heads require a minimum 1hp motor with a maximum of 1800 rpm
- Supply your own motor and controller

B/T AIR-POWERED PUMP SYSTEMS

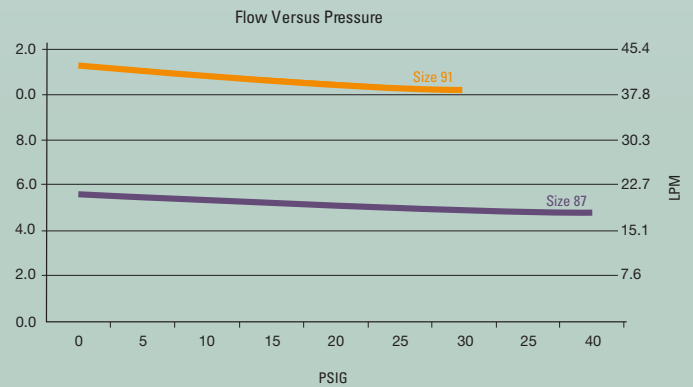
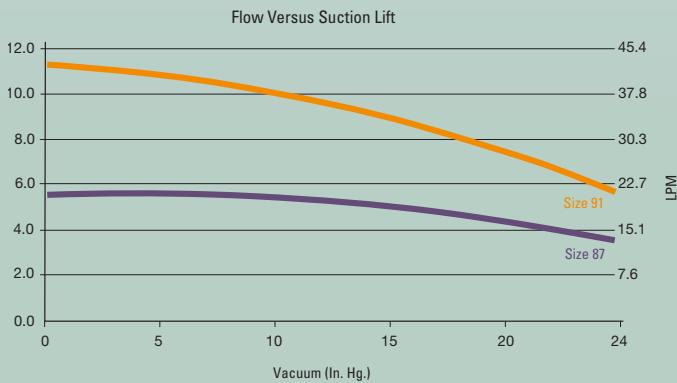
Use in locations where electricity is unsafe or impractical

- Simple one-hand opening/closing
- Reinforced base and motor mount with return bend for easy installation
- Includes pressure regulator, oiler and filter—control your compressor air to match pump requirements
- IP56-rated motor protects against dust and strong jets of water

FOR MORE INFORMATION:
503.582.9067 or 877.582.9067
support@zerodayllc.com
zerodayllc.com



CATALOG NUMBER	B/T Fixed Speed		B/T Rapid-Load		B/T Air Powered
	MK-77111-30	MK-77111-37	MK-77111-50	MK-77111-55	MK-77111-80
PERFORMANCE					
Flow Capacity (ml/min)	Up to 42 (LPM); 11.1 (GPM)		Up to 42 (LPM); 11.1 (GPM)		Up to 42 (LPM); 11.1 (GPM)
RPM	321	271	11 to 321	Max 321	Max 321
Reversible	Yes				No
Number of Channels	One				
External Control - Input	Not Applicable				
External Control - Output	Not Applicable				
ELECTRICAL SPECIFICATIONS					
Voltage (AC) 60/50 (Hz)	115V, 60Hz 1Ph	230V, 50/60Hz 1Ph	Depends on Motor Size		Rotary Air Motor
Current	12.4A	6.2A	Depends on Motor Size		30 cfm
Motor Type	NEMA 56C Face, TENV, IP 55 Washdown		NEMA 56C Face	IEC 72/ISO 71 Flange	60 psig
Motor Size	1 HP (0.75 kW)		Min 1 hp Max 1-1/2 hp Min 750 W, Max 1.1 kW		3/4 hp (0.56 kW)
Motor Speed	Max 1800 RPM				
Speed Regulation of Setpoint (repeatability)	Not Applicable				
Display (rpm)	Not Applicable				
Speed Regulation (accuracy)	Not Applicable				
PHYSICAL SPECIFICATIONS					
Housing Materials	Polyester powder coated aluminum, Powder coated steel and 300 Stainless steel				
Pump Head Materials	NYLATRON® rollers, DELRIN®, Polyester powder coated cast iron				
Operating Temperature	0 to 40°C (32 to 104°F)				
Storage Temperature	-10 to 60°C (14 to 140°F)		-10 to 65°C (14 to 149°F)		
IP Rating	IP55		IP65		IP56
Noise Level	All electric models <75dBA @ 1 meter Air motor: <88dBA @ 1 meter				
Agency Approvals	UL, cUL, CE		ATEX, Zone 2		
Controller Dimensions (L x W X H)	51 x 40 x 66 cm (20 x 15.5 x 26 in.)				
Shipping Weight (Drive Only)	39 kg (88 lbs)		28.5kg (63lbs)		23 kg (50lbs)



FOR MORE INFORMATION:
503.582.9067 or 877.582.9067
support@zerodayllc.com
zerodayllc.com

